


Try some of these other exciting Commodore games:

Avenger	The Count
Super Slot	Voodoo Castle
Super Alien	Sargon Chess II
Jupiter Lander	Super Smash
Draw Poker	Cosmic Cruncher
Midnight Drive	Gorf
Radar Rat Race	Omega Race
Sky is Falling	Money Wars
Mole Attack	Personal Finance
Raid on Ft. Knox	Visible Solar System
Adventureland	Clowns
Pirate Cove	Bingo Math
Mission Impossible	Seawolf

Contact a Commodore retailer in your area for any of these exciting arcade style games.

 **commodore**  
COMPUTER

The cover art for 'Radar Rat Race' features a central grey rat character with a yellow bowtie, surrounded by several red enemy rats. A large black cat is perched on a ledge in the background. The scene is set in a maze-like environment with glowing pink and purple light trails. The title 'RADAR RAT RACE' is prominently displayed at the top right.

**RADAR RAT RACE**

Can you finish the maze and eat all the cheese before time runs out? Lurking cats, enemy rats, radar scanning and incredible cartoon graphics make this a challenging ACTION GAME for all ages!

KEYBOARD OR JOYSTICK





VIC-1910

# RADAR RAT RACE

## Loading the Cartridge and Starting the Game.

1. Turn your VIC-20 OFF before inserting or removing the cartridge.
2. Insert the cartridge (label side up) into the wide expansion port on the back of the computer.
3. Turn the VIC-20 ON. After a second or two, the opening title should appear on the screen. (If the title doesn't appear, turn your VIC-20 off then back on).

## Adjusting Screen Position

To center the picture use the  and  keys. Each time you press the  key, the picture will move to the right, and when the  key is pressed, the picture will move towards the bottom of your TV screen. Keep using these two keys until you are satisfied the picture is centered within your screen. (NOTE: Once the game has begun you can not change the screen colors).

## Eliminating Screen Flutter

On some TV sets with automatic fine tuning your screen may "flutter" up and down when using a computer or video game. To

correct this, hold down the  key and hit the  key. (NOTE: Doing this with a standard TV set may cause the screen to flutter).

## STRATEGY

### HOW TO CONFUSE THE CHASING RATS

If and when a rat is hot on your tail you can if you wish — confuse the chasing rat by simply pressing the "S" key. This key lays a star screen which creates a false scent and confuses the rat(s). However, pressing this key uses up your valuable time units, so use it sparingly.

## FINDING THE CHEESE

On the right hand side of the screen is a small scale plan of the maze which not only shows the situation of each cheese but also the whereabouts of each rat. The cheeses are shown as yellow squares. Your mouse is indicated by a pink square and the chasing rats are the blue squares.

This scale diagram is for your information and for information only, so keep your eyes peeled for those rats.

## CONTROLS

RADAR RAT RACE can be played with either your keyboard or joystick.

Using your keyboard . . .

P Key .....	Moves Up
L Key .....	Moves Left
. Key .....	Moves Down
; Key .....	Moves Right

Your joystick will move you around.

## SCORING

Throughout the maze, randomly placed, are 10 cheeses which have varying values. The first cheese is worth 100 points, the second 200 points and so on. There is one cheese worth twice the normal value. It is advisable to eat this one first, as it doubles the score for all cheeses eaten thereafter.

Watch out for a number of Black cats. If you have the misfortune to bump into one you lose one of your three lives.

When having eaten all 10 cheeses you may receive a bonus score (dependent upon how much time is left) but also the level of play increases with more cats to avoid and more chasing rats.

Scoring more than 20,000 points gives you an extra life.